



LIVEVOX

Local Caller ID

Support Contacts:

24 Hour Support Line: 888.477.3448

Support Email: support@livevox.com

This document is an unpublished work protected by the United States copyright laws and is proprietary to LiveVox, Inc. (“LiveVox”). Disclosure, copying, reproduction, merger, translation, modification, enhancement, or use by anyone other than authorized employees, clients or licensees of LiveVox, and its affiliate companies, without the prior written consent of LiveVox, is prohibited. This document is intended as a guide to assist users of systems provided by LiveVox, and does not constitute the provision by LiveVox of any legal or compliance advice. Compliance by authorized clients or licensees of LiveVox with any and all applicable local, state, federal, or foreign laws and regulations is the sole responsibility of those authorized clients or licensees. Further, features and services that rely on third party performance are subject to the errors and omissions of those third parties, over which LiveVox has no control. LiveVox therefore disclaims any and all liability resulting from or arising out of any services supplied by or through any third party vendor or any acts or omissions of the applicable third party vendor. Additionally, LiveVox makes no representations or warranties with respect to the accuracy of content supplied by parties other than LiveVox.

This document is last revised on October 18, 2017

For Internal and Client Use Only

Contents

Introduction.....	3
Local Caller ID feature.....	3
<i>Prerequisites.....</i>	<i>3</i>
<i>Functionality overview.....</i>	<i>3</i>
<i>Inspecting LCID packages.....</i>	<i>6</i>
<i>Reassigning an LCID Package to a different inbound service.....</i>	<i>9</i>
Is it Compliant?	13

Introduction

This document provides an overview of the LiveVox Local Caller ID functionality.

The Local Caller ID feature allows LiveVox customers to display a local number as the caller ID number when dialing certain areas. LiveVox provides the mechanism to display a number that is local or, if a local number is unavailable, one that is reasonably proximate, in the consumer's caller ID.

The Local Caller ID feature includes an inbound service to handle inbound calls made to the local or nearby number displayed on the consumer's caller ID (i.e. "callbacks").¹

Local Caller ID feature

Prerequisites

To request Local Caller ID (LCID) functionality, please contact clientservices@livevox.com.

The request should include the number of LCID packages required and for each package:

- Which outbound service(s) will display the package
- Which inbound service will receive callbacks from the package's LCID numbers.

Functionality overview

- The local caller ID feature is set up at the service level (see the below figure) and can be used by any or all outbound services. The local caller ID can be listed as the source for the Callback Phone, Caller ID, or Operator Phone.

¹ Please be aware that there may be a cost to a consumer who calls back the number displayed on their Caller ID. The consumer's cost would depend on their specific plan with their phone provider. Additionally, since local caller ID is based on geographical proximity, the number displayed may contain an area code that is different from that of the consumer.

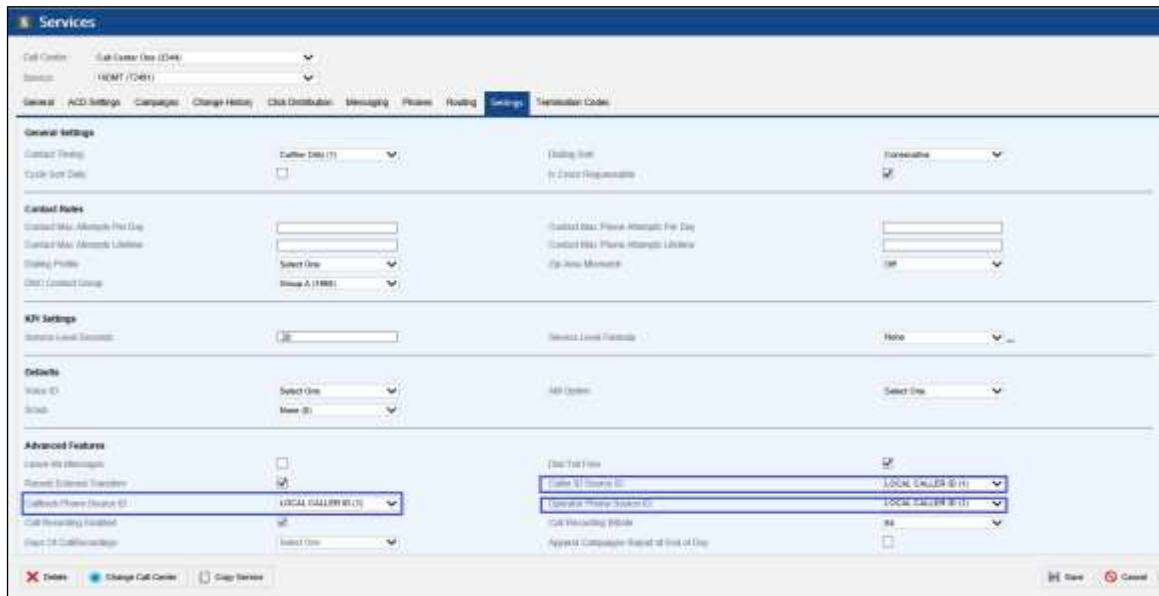



Figure 1: Services Settings

- The local caller ID feature includes an inbound line that will route inbound callbacks made to any of the local caller ID numbers back to an individual inbound service.
- A standard Local Caller ID (LCID) package can contain up to 500 local numbers, which covers 100+ major areas.
 - The major areas may vary in each package based on what is available to LiveVox from the carriers.
 - There are typically 3 phone numbers assigned for each of the 100 major areas.
 - Example: 770.555.5252, 770.555.5353, 770.555.5566
- Each day the package will route to the next daily Local Caller ID number
 - Example:
 - Day 1: 770.555.5252 will show up for all 770 area codes
 - Day 2: 770.555.5353 will show up for all 770 area codes
 - Day 3: 770.555.5566 will show up for all 770 area codes
 - Day 4: 770.555.5252 will show up for all 770 area codes again
- The local caller ID feature includes an inbound line that will route inbound callbacks made to any of the local caller ID numbers to the associated inbound service.
- LiveVox’s LCID feature will read the area code of the phone number to be dialed and then, as part of the origination of the call, select a local caller ID based on the number to be

dialed, the numbers available in the local caller ID package, and if necessary, geographic proximity.

- If there is a local caller ID number assigned to that service that matches the area of the phone number to be dialed, it will be utilized when dialing that record as the caller ID.
- If there is not a local caller ID number assigned to that service that matches the area code of the phone number, then a local caller ID number will be assigned to that service based upon geographic proximity.
- For example, if the area code of a phone number to be dialed is 415, and 415 is not part of the local caller ID package that is associated with that service, then a Local Caller ID based upon geographical proximity to 415 will be selected.
 - In this case, a number with 408 or 510 area code may be selected.
- Clients with local caller ID will have ALL callbacks on the local caller ID number routed back to one inbound/callback number and correctly assigned service.
 - By default, the calls will be routed to the available agent.
 - A callback campaign will be created for each day in the inbound service set up.

Note  : To ensure the callbacks are routed to the correct service, user should **NOT** change the Caller ID for the outbound service.

- Client will upload a campaign to a service as usual and the call will be dialed / sent as usual.
- When the Local Caller ID feature is enabled and configured at the service level, Operator Phone, Caller ID and Callback Phone will be displayed as [Local, rotated] as shown below. Caller ID option can be changed at the time of the upload as needed.

Upload Campaign

Campaign File	<input type="text"/>	
Service	10DMT (72491)	
Campaign Type	Outbound	
Operator Phone	[Local, rotated]	
Caller ID	[Local, rotated]	
Callback Phone	[Local, rotated]	
Voice	Julie	
AM Option	Don't Leave Messages	
Dial Strategy	Standard (32315)	
Scrub	None (0)	
Partition Template	<input type="checkbox"/>	
Allow Append	<input type="checkbox"/>	
On Demand	<input checked="" type="radio"/>	Schedule a run <input type="radio"/>

Figure 2: Upload Campaign screen when LCID feature is configured for the service

Inspecting LCID packages

To view LCID packages available for the site, navigate to the LCID editor by selecting *Configure > Dialing Config > LCID* from the Navigation Panel.

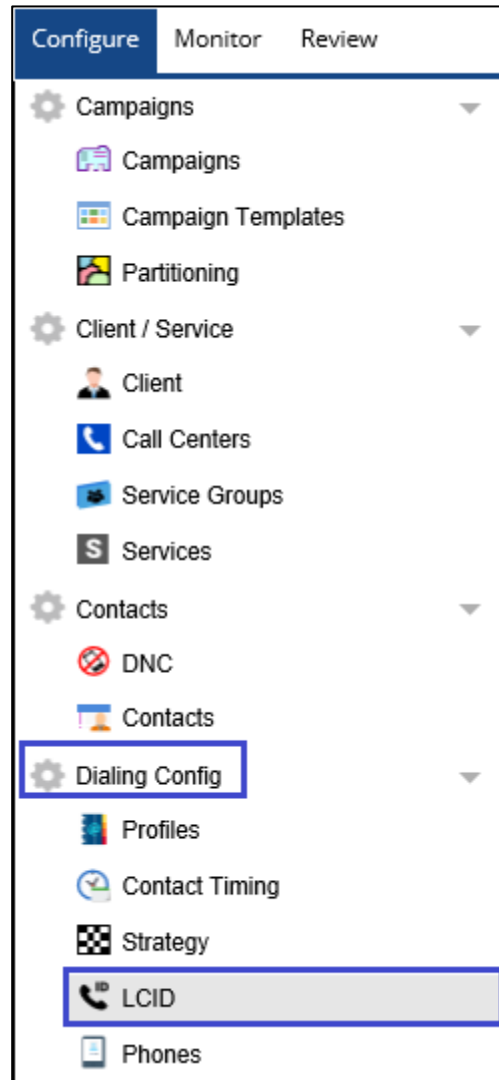


Figure 3: Navigating to LCID editor

- Select a package from the **Packages** drop down menu. If it is blank, there are no packages assigned to the site.
- The phone numbers and region information will be displayed under the **General** tab.
- Export these details in .CSV format file using the **Export** button in the bottom right.

ID	Area Code	State	Country
354908	205	ALABAMA (AL)	UNITED STATES OF AMERICA
354907	205	ALABAMA (AL)	UNITED STATES OF AMERICA
354909	205	ALABAMA (AL)	UNITED STATES OF AMERICA
354170	251	ALABAMA (AL)	UNITED STATES OF AMERICA
354179	251	ALABAMA (AL)	UNITED STATES OF AMERICA
354180	251	ALABAMA (AL)	UNITED STATES OF AMERICA
354112	256	ALABAMA (AL)	UNITED STATES OF AMERICA
354113	256	ALABAMA (AL)	UNITED STATES OF AMERICA
354114	256	ALABAMA (AL)	UNITED STATES OF AMERICA
354184	334	ALABAMA (AL)	UNITED STATES OF AMERICA
354185	334	ALABAMA (AL)	UNITED STATES OF AMERICA
354186	334	ALABAMA (AL)	UNITED STATES OF AMERICA
354884	501	ARKANSAS (AR)	UNITED STATES OF AMERICA
354895	501	ARKANSAS (AR)	UNITED STATES OF AMERICA
354896	501	ARKANSAS (AR)	UNITED STATES OF AMERICA
354223	480	ARIZONA (AZ)	UNITED STATES OF AMERICA
354224	480	ARIZONA (AZ)	UNITED STATES OF AMERICA
354225	480	ARIZONA (AZ)	UNITED STATES OF AMERICA
354287	520	ARIZONA (AZ)	UNITED STATES OF AMERICA
354289	520	ARIZONA (AZ)	UNITED STATES OF AMERICA

Figure 4: LCID editor

- Map tab displays a map with the states with LCID numbers. The color code depends on the amount of phone numbers available.



Figure 5: LCID Map

- Service Mapping tab displays the services which are assigned to the selected LCID package.

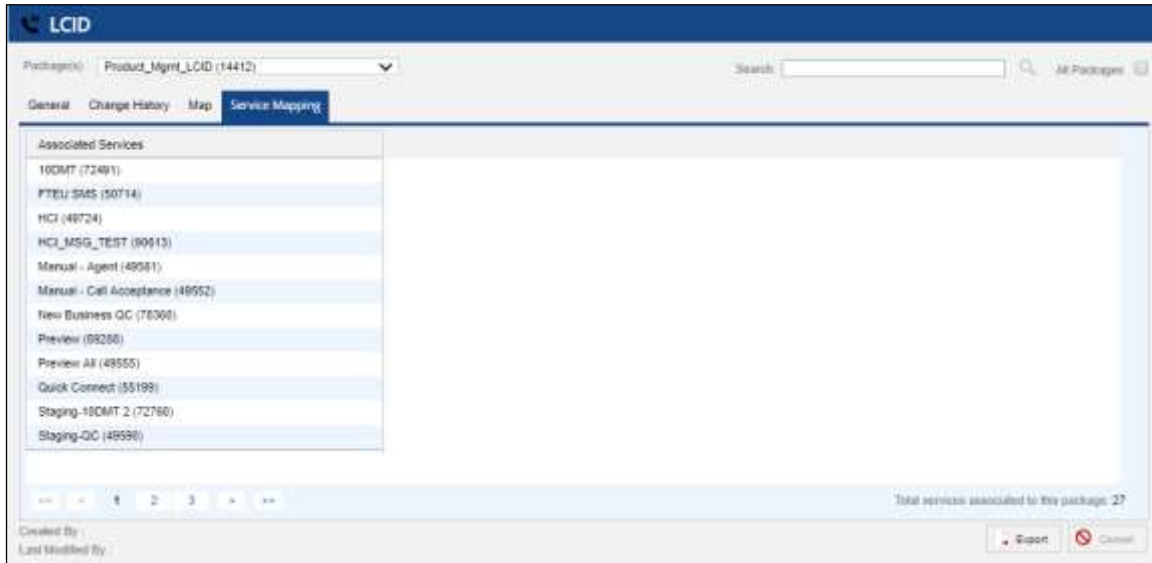


Figure 6: Service Mapping

Reassigning an LCID Package to a different inbound service

Navigate to the Phones editor by selecting *Configure > Dialing Config > Phones* from the Navigation Panel.

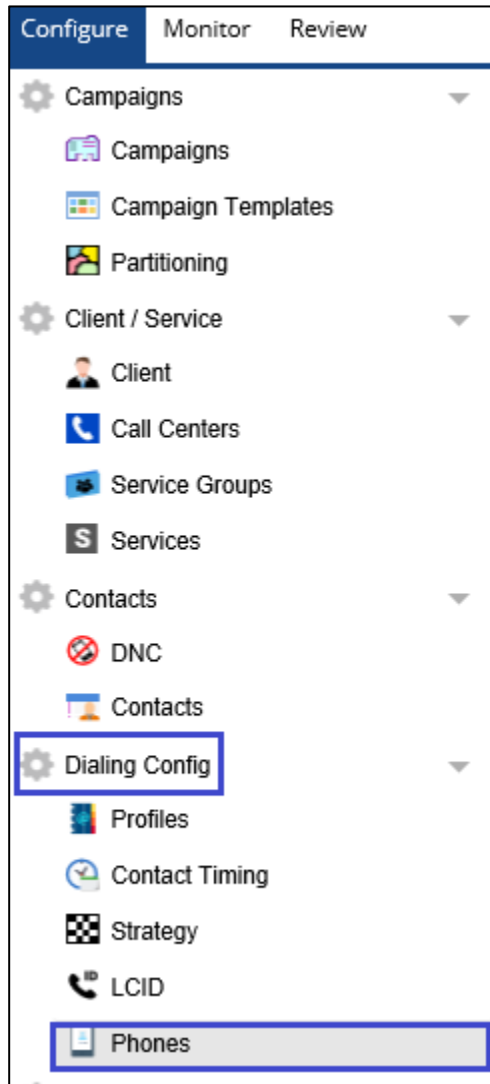


Figure 7: Navigating to Phones editor

The Phones editor allows users to view all LiveVox owned phone numbers within the client’s LiveVox portal, including LCID numbers, and easily identify, assign, modify and disassociate any phone numbers from one service to another.

To view the numbers in the specific LCID Package, use the search function available under **General** tab. Select LCID package from drop down list and any other search parameters (Filter, Number Type and Status).

Inbound Number	Inbound Service	Number Type	Agent	Inbound Message	LCID Package	Created By	Last Modified By	Active
5085027312	Inbound 4155041881	LOCAL_CALLER		Speech Reco 3 (7481)	Product_Mgmt_LCID			✓
5092024093	Inbound 4155041881	LOCAL_CALLER		Speech Reco 3 (7481)	Product_Mgmt_LCID			✓
5082285896	Inbound 4155041881	LOCAL_CALLER		Speech Reco 3 (7481)	Product_Mgmt_LCID			✓
5103628314	Inbound 4155041881	LOCAL_CALLER		Speech Reco 3 (7481)	Product_Mgmt_LCID			✓
5103628344	Inbound 4155041881	LOCAL_CALLER		Speech Reco 3 (7481)	Product_Mgmt_LCID			✓
5103628374	Inbound 4155041881	LOCAL_CALLER		Speech Reco 3 (7481)	Product_Mgmt_LCID			✓
5126728500	Inbound 4155041881	LOCAL_CALLER		Speech Reco 3 (7481)	Product_Mgmt_LCID			✓
5126728530	Inbound 4155041881	LOCAL_CALLER		Speech Reco 3 (7481)	Product_Mgmt_LCID			✓
5126728560	Inbound 4155041881	LOCAL_CALLER		Speech Reco 3 (7481)	Product_Mgmt_LCID			✓
5132838229	Inbound 4155041881	LOCAL_CALLER		Speech Reco 3 (7481)	Product_Mgmt_LCID			✓
5132838231	Inbound 4155041881	LOCAL_CALLER		Speech Reco 3 (7481)	Product_Mgmt_LCID			✓
5138983062	Inbound 4155041881	LOCAL_CALLER		Speech Reco 3 (7481)	Product_Mgmt_LCID			✓

Figure 8: Phones editor

To update the associated inbound service, status and description, city and state of the inbound phone number, double-click on the inbound phone number row which opens the Edit Phone screen as shown below:

Edit Phone

Number: 2014997052 Description: hi Status: Active Inactive

Number Type: LOCAL_CALLER_ID Inbound Service: Training-Inbound 4155041680

State: City: Filter: All

Type	Name
LCID Package	Product_Mgmt_LCID (14412)

OK Cancel

Figure 9: Edit Phone screen

To reassign an LCID package to a different inbound service select the **Associate Service** button (see Figure 8: Phones editor). These LCID packages can be rotated on different portfolios without having to open a work order, keeping the Caller ID numbers fresh and increasing the likelihood of higher callback rates.

By clicking on the Number link, search for the LCID Package.

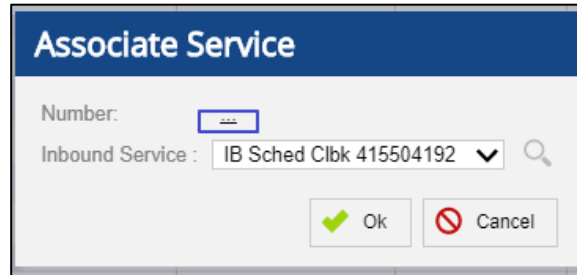


Figure 10: Associate Service

This will open the Select Numbers screen:

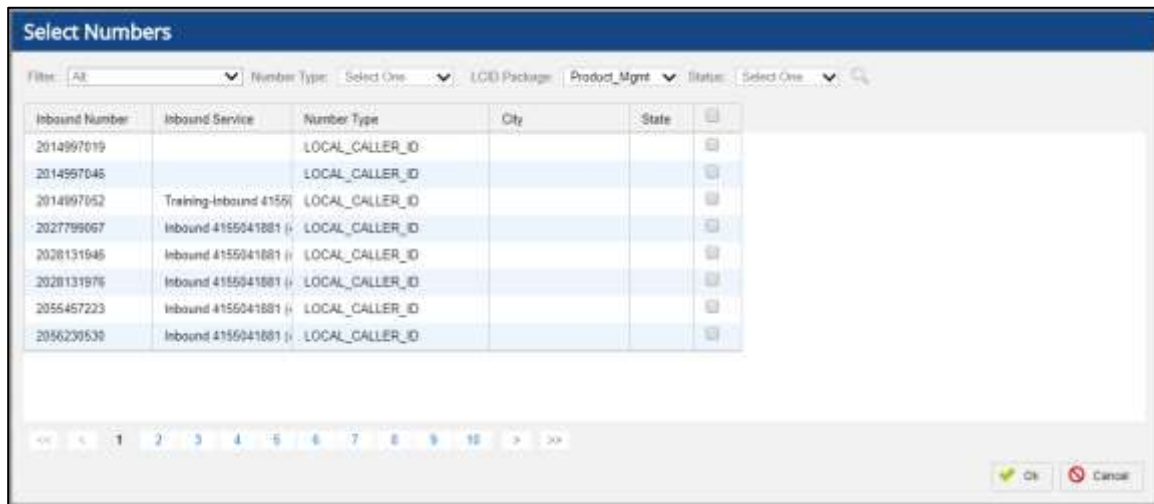


Figure 11: select Number screen

To associate another service with the LCID package/inbound number, select the corresponding checkbox and click OK. Select the required inbound service from the drop down.

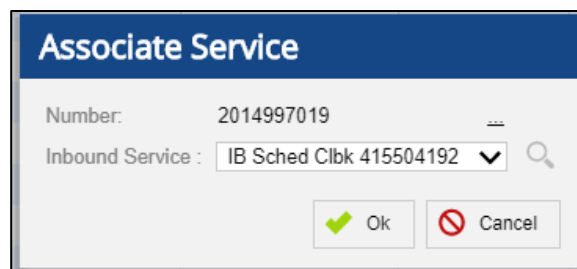


Figure 12: Associate service

Is it Compliant?

Customers sometimes ask whether Local Caller ID complies with the law. As with any compliance issue, each customer should review and answer this question independently and consult with legal counsel as needed. LiveVox believes that the use of Local Caller ID, by itself and not as part of an otherwise questionable practice, does not violate the law. In support, we cite the below statement from the Federal Communications Commission, from its Implementation of the Truth in Caller ID Act (Federal Register/Vol. 76, No. 139/July 20, 2011), at Section 13:

“We note that those commenters that requested that the Commission exempt manipulation of caller ID information in order to display a local phone number, asked in the alternative that the Commission clarify that manipulating caller ID to display a local number is not a violation of the Act. We agree that such a practice is not in and of itself a violation of the Act. We note, however, that if the display of a “spoofed” local number is done as part of a scheme to defraud, cause harm, or wrongfully obtain anything of value, then the person or entity perpetrating the scheme would be in violation of the Act.”